



2 Meadow View, Laddingford, Maidstone, Kent, ME18 6BN

Guide Price £295,000

When experience counts...

est. 1828
bracketts

Bracketts are delighted to offer for sale this charming two bedroom semi detached cottage situated in the popular village of Laddingford. The property comprises living room, kitchen, downstairs WC and lean-to to the ground floor. Upstairs there are two bedrooms and a family bathroom. Externally there is off road parking to the front and there is a large garden, garage and workshop to the rear. The property is in need of modernisation throughout and has the added bonus of being sold with no onward chain. Internal viewings highly recommended!

Two Bedroom Semi Detached
Cottage

Popular Village Location

No Onward Chain

Living Room

Kitchen

Upstairs Bathroom

Off Road Parking

Garage

Large Garden

Large Garden

In Need Of Modernisation





LOCATION: Tonbridge

Tonbridge is a thriving market town that has developed over the centuries. It boasts a fine example of a 'Motte and Bailey' Norman castle built in the 13th century, set on the banks of the river Medway with the castle grounds abutting Tonbridge Park offering covered/open air swimming pool, tennis courts, childrens' play areas, miniature railway, putting etc.

Tonbridge town offers an excellent range of retail and leisure activities with many High Street stores and a full complement of banks and building societies, together with a selection of coffee shops, restaurants and local inns.

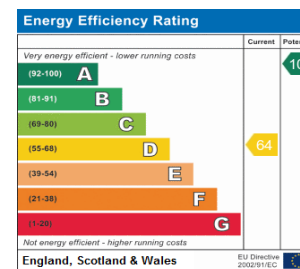
The mainline station provides fast commuter links into London (Cannon Street/London Bridge/Charing Cross in approximately 40 minutes) with road links to the M20 & M25 motorways via the nearby A26 and A21.

Tonbridge offers first-rate primary and secondary schools (including Grammars and Public Schools) many of which consistently do well in the league tables. There are many places of historical interest in the surrounding areas including Penshurst Place and Gardens, Hever Castle, Knole House and Chartwell (once home to Winston Churchill).

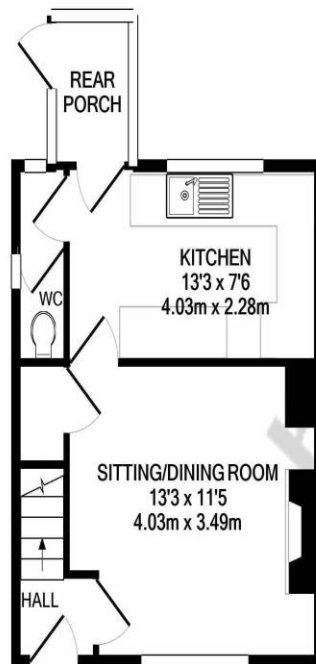
ADDITIONAL INFORMATION:

Council Tax Band D

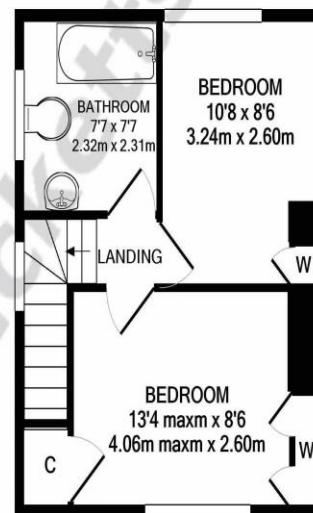
Double Glazed Windows



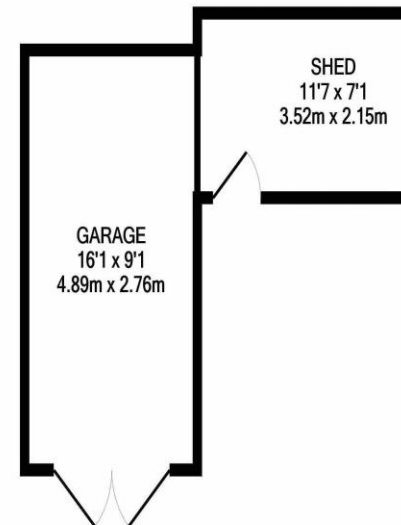
Important Notice: Bracketts, their clients and any joint agents give notice that they have no authority to make or give any representations or warranties in relation to the property. These particulars do not form part of any offer or contract and must not be relied upon as statements or representations of fact. The text, photographs and plans are for guidance only and are not necessarily comprehensive. All areas, measurements or distances are approximate and no responsibility is taken for any error, omission or mis-statement. It should not be assumed that the property has necessary planning, building regulation or other consents and Bracketts have not tested any services, appliances, equipment or facilities. Purchasers must satisfy themselves by inspection or otherwise. Prices, rents or any other charges are exclusive of VAT unless stated to the contrary.



GROUND FLOOR
APPROX. FLOOR
AREA 321 SQ.FT.
(29.8 SQ.M.)



1ST FLOOR
APPROX. FLOOR
AREA 291 SQ.FT.
(27.0 SQ.M.)



GARAGE AND SHED
APPROX. FLOOR
AREA 227 SQ.FT.
(21.1 SQ.M.)

MEADOW VIEW LADDINGFORD
TOTAL APPROX. FLOOR AREA 838 SQ.FT. (77.9 SQ.M.)

Whilst every attempt has been made to ensure the accuracy of the floor plan contained here, measurements of doors, windows, rooms and any other items are approximate and no responsibility is taken for any error, omission, or mis-statement. This plan is for illustrative purposes only and should be used as such by any prospective purchaser. The services, systems and appliances shown have not been tested and no guarantee as to their operability or efficiency can be given